

Senior batch

Dr Sukumar J. Foundation's  
Late Mrs. Housabai Homoeopathic Medical college & Hospital, Nimshirgaon  
IchalkaranjiphataSangli- Kolhapur Highway, Nimshirgaon Tal-Shirol, Dist- Kolhapur.

## ANATOMY DEPARTMENT

### Syllabus Distribution

Batch 2022-23

| SR.NO | NAME OF FACULTY   | SYLLABUS                     |
|-------|-------------------|------------------------------|
| 1     | DR V. S. Akalekar | 1] General Anatomy           |
|       |                   | 2] Upper Extremity           |
|       |                   | 3] Head, Neck & Face         |
|       |                   | 4] Lower Extremity           |
| 2     | Dr Umesh Jangonda | 1] General Anatomy           |
|       |                   | 2] Histology                 |
|       |                   | 3] Embryology                |
|       |                   | 4] Upper Extremity           |
|       |                   | 5] Thorax                    |
|       |                   | 6] Head, Neck & Face         |
|       |                   | 7] Abdomen Pelvis & Perineum |
| 3     | Dr S. J. Magdum   | 1] General Anatomy           |
|       |                   | 2] Embryology                |
|       |                   | 3] Brain                     |
|       |                   | 4] Abdomen Pelvis & Perineum |

  
Lecture

  
H. O. D.  
Anatomy Dept.

Dr Sukumar J. Foundation's

**Late Mrs. Housabai Homoeopathic Medical college & Hospital, Nimshirgaon**  
IchalkaranjiphataSangli- Kolhapur Highway, Nimshirgaon Tal-Shirol, Dist- Kolhapur.

## ANATOMY DEPATMENT

| Sr No | Professional course | 1st Term<br>1-6 months | 2 <sup>nd</sup> Term<br>7-12 months | 3 <sup>rd</sup> Term<br>13-18 months |
|-------|---------------------|------------------------|-------------------------------------|--------------------------------------|
| 1     | 1st BHMS            | Feb.2023-<br>July 2023 | August 2023-<br>Jan.2024            | Feb. 2024-July<br>2024               |

  
**Lecturer**

  
**H. O. D.**  
**Anatomy Dept.**

Dr Sukumar J. Foundation's  
**Late Mrs. Housabai Homoeopathic Medical college & Hospital, Nimshirgaon**  
 IchalkaranjipataSangli- Kolhapur Highway, Nimshirgaon Tal-Shirol, Dist- Kolhapur.

### ANATOMY DEPARTMENT

### ADVANCE TEACHING PLAN

1st BHMS batch (2022-23)

| SR. NO.  |  | REQUIRED HOURS | AVAILABLE HOURS |
|----------|--|----------------|-----------------|
| <b>1</b> | <b>Lectures<br/>(5&amp;1/2 per week)</b> | <b>325</b>     | <b>330</b>      |

| Sr no            | Non Lecture activities                    | Required   | Available  |
|------------------|---|------------|------------|
| 1                | Seminar / workshops                       | 10         | 15         |
| 2                | Group discussions                         | 10         | 15         |
| 3                | Problem based learning                    | 10         | 15         |
| 4                | Integrated teaching                       | 15         | 15         |
| 5                | Case Based learning                       | 10         | 15         |
| 6                | Self directed learning                    | 15         | 15         |
| 7                | Tutorials, assignment, projects           | 10         | 15         |
| <b>Sub total</b> |   | <b>80</b>  | <b>105</b> |
|                  | Practical's/Demonstrations<br>(5hrs/week) | 250        | 300        |
| <b>Total</b>     |   | <b>330</b> | <b>405</b> |

\$  
**Lecturer**

✓  
**H. O. D.**  
**Anatomy Dept.**

### THEORY TEACHING HOURS

| SR NO | TERM   | REQUIRED HOURS | AVAILABLE HOURS  |
|-------|--------|----------------|------------------|
| 1     | First  | 105            | 110(5½ per week) |
| 2     | Second | 105            | 120( 6 per week) |
| 3     | Third  | 100            | 120 (6per week ) |
|       |        |                | <b>Total-350</b> |

### PRACTICAL TEACHING HOURS

| SR NO | TERM   | REQUIRED HOURS                        | AVAILABLE HOURS                             |
|-------|--------|---------------------------------------|---|
| 1     | First  | 84<br>(Practical 58 & Nonlecture26)   | 120(6 per week)+10<br>(IDA & Dept. Seminar) |
| 2     | Second | 128<br>(Practical 102 & Nonlecture26) | 120( 6 per week)+10                         |
| 3     | Third  | 116<br>(Practical 90 & Nonlecture28)  | 120 (6per week )+10                         |
|       |        | <b>Total-330</b>                      | <b>Total-390</b>                            |

  
Lecturer

  
H. O. D.  
Anatomy Dept.

DrSukumar J. Foundation's  
**Late Mrs. Housabai Homoeopathic Medical college & Hospital, Nimshirgaon**  
 IchalkaranjiphataSangli- Kolhapur Highway, Nimshirgaon Tal-Shirol, Dist- Kolhapur.

**ANATOMY DEPARTMENT**  
**TEACHING PLAN 2022-23**  
**DR V. S. AKALEKAR**

| Sr. No. | Month      | TOPIC                                     | NO OF LECTURES (Hrs)<br>2 1/2 per week) |
|---------|------------|---|---|
| 1       | February   | Foundation course                         | 01                                      |
| 2       | March      | Introduction                              | 01                                      |
|         | 3lect/week | Modern concept of cell & cell division    | 02                                      |
|         |            | Basic tissue                              | 02                                      |
|         |            | Anatomical terms of positions & movements | 01                                      |
|         |            | Skin superficial fascia & deep ASCIA      | 02                                      |
|         |            | Muscle                                    | 02                                      |
|         |            | Nerves                                    | 01                                      |
| 3       | April      | Nerves                                    | 01                                      |
|         |            | Gland types & Classification              | 02                                      |
|         |            | Revision                                  | 01                                      |
|         |            | Upper Extremity Introduction              | 01                                      |
|         |            | Pectoral region & Axilla                  | 02                                      |
|         |            | Mammary Gland                             | 02                                      |
|         |            | Brachial Plexus                           | 01                                      |
| 4       | May        | Brachial Plexus                           | 02                                      |
|         |            | Axillary artery                           | 01                                      |
|         |            | Back & intermuscular spaces around Axilla | 02                                      |
| 5       | June       | Arm, cubital fossa, Brachial artery       | 02                                      |
|         |            | Forearm Anterior compartment              | 02                                      |
|         |            | Forearm Posterior compartment             | 02                                      |
|         |            | Flexor retinacula & Extensor retinacula   | 01                                      |
|         |            | Palmar aponeurosis & Palmar Space         | 01                                      |
|         |            | Intrinsic muscle of Hand                  | 02                                      |
| 6       | July       | Musculocutaneous & Axillary Nerve         | 01                                      |
|         |            | Palmar arches                             | 01                                      |
|         |            | Radial artery                             | 01                                      |
|         |            | Ulnar artery                              | 01                                      |
|         |            | Median nerve                              | 01                                      |
|         |            | Ulnar Nerve                               | 01                                      |
|         |            | Radial nerve                              | 01                                      |
|         |            | Venous drainage of upper Extremity        | 01                                      |

\$  
**Lecturer**

H. O. D.  
**Anatomy Dept.**

|    |             |  |    |
|----|-------------|--|----|
|    |             | Elbow joint  | 01 |
|    |             | Radioulnar Joint                                   | 01 |
|    |             | Genetics   | 06 |
| 7  | August      | Introduction Neck                                  | 01 |
|    | 2 lect/week | Deep Cervical Fascia                               | 01 |
|    |             | Front of Neck-Anterior Triangle & its subdivision  | 03 |
|    |             | Side of Neck- Posterior Triangle                   | 01 |
|    |             | Revision   | 01 |
|    |             | Larynx   | 01 |
| 08 | September   | Larynx   | 01 |
|    |             | Thyroid & Parathyroid                              | 02 |
|    |             | Pharynx  | 02 |
|    |             | Auditory Tube                                      | 01 |
|    |             | Revision   | 02 |
| 09 | October     | Scalp  | 02 |
|    |             | Palatine tonsils                                   | 1  |
|    |             | Submandibular Salivary gland                       | 1  |
|    |             | Face   | 2  |
|    |             | Pituitary Gland                                    | 1  |
|    |             | Histology of Pituitary Gland                       | 1  |
| 10 | November    | Histology of Thyroid Gland                         | 1  |
|    |             | Revision   | 3  |
| 11 | December    | Parotid Gland                                      | 1  |
|    |             | Muscle of Mastication                              | 1  |
|    |             | Lachrymal Apparatus                                | 1  |
|    |             | Extra Ocular Muscle                                | 1  |
|    |             | Eye Ball   | 2  |
|    |             | Nose   | 1  |
|    |             | Revision   | 1  |
| 12 | January     | Nose   | 1  |
|    |             | Ear  | 2  |
|    |             | Tongue   | 1  |
| 12 |             | Histology of Tongue                                | 1  |
|    |             | Oral Cavity  | 01 |
|    |             | Back of Neck, Suboccipital Triangle                | 01 |
|    |             | Systemic Embryology; Pharyngeal Arches Derivatives | 01 |
| 13 | February    | Lower Extremity Introduction                       | 1  |
|    |             | Front of Thigh                                     | 2  |
|    |             | Femoral Triangle                                   | 1  |


  
Lecturer

  
H. O. D.  
Anatomy Dept.



|    |       |                                     |           |
|----|-------|-------------------------------------|-----------|
|    |       | Femoral Artery                      | 1         |
|    |       | Lumbar Plexus & Femoral Nerve       | 2         |
|    |       | Medial compartment of Thigh         | 1         |
| 14 | March | Obturator Nerve                     | 1         |
|    |       | Gluteal Region                      | 2         |
|    |       | Sacral plexus, Sciatic nerve,       | 2         |
|    |       | Tibial nerve, Common Peroneal nerve | 2         |
|    |       | Back of Thigh                       | 1         |
| 15 | April | Popliteal Fossa                     | 1         |
|    |       | Hip Joint                           | 2         |
|    |       | Front of leg                        | 1         |
|    |       | Dorsum of foot                      | 1         |
|    |       | Anterior Tibial Artery              | 1         |
|    |       | Deep Peroneal nerve                 | 1         |
|    |       | Back of leg                         | 1         |
| 16 | May   | Tibial Nerve                        | 1         |
|    |       | Posterior Tibial artery             | 1         |
|    |       | Side of leg                         | 1         |
|    |       | Superficial Peroneal Nerve          | 1         |
| 17 | June  | Retinaculi around ankle             | 1         |
|    |       | Sole of foot                        | 2         |
|    |       | Knee joint                          | 2         |
|    |       | Ankle joint                         | 1         |
|    |       | Venous Drainage of Lower extremity  | 2         |
| 18 | July  | Revision                            | 2         |
|    |       |                                     |           |
|    |       |                                     | Total-150 |

  
**Lecturer**

  
**H. O. D.**  
**Anatomy Dept.**

DrSukumar J. Foundation's  
**Late Mrs. Housabai Homoeopathic Medical college & Hospital, Nimshirgaon**  
 Ichalkaranjiphatasangli- Kolhapur Highway, Nimshirgaon Tal-Shirol, Dist- Kolhapur.

**ANATOMY DEPARTMENT**  
**TEACHING PLAN 2022-23**  
**DR Umesh Jangonda**

| Sr. No. | Month     | TOPIC                                    | NO OF LECTURES (Hrs)<br>2 per week) |
|---------|-----------|--|-------------------------------------|
| 01      | February  | Foundation course                        | --                                  |
| 02      | March     | Anatomical terms of position & movements | 01                                  |
|         |           | Blood Vessels                            | 02                                  |
|         |           | Lymphatic system                         | 02                                  |
|         |           | Revision                                 | 03                                  |
| 03      | April     | Introduction-Histology                   | 01                                  |
|         |           | Epithelial tissue                        | 02                                  |
|         |           | Connective Tissue                        | 02                                  |
|         |           | Cartilage                                | 01                                  |
|         |           | Bone                                     | 01                                  |
| 04      | May       | Muscle Tissue                            | 01                                  |
| 05      | June      | Muscle Tissue                            | 01                                  |
|         |           | Skin                                     | 02                                  |
|         |           | Nervous tissue                           | 01                                  |
|         |           | Revision                                 | 01                                  |
|         |           | Blood Vessels                            | 02                                  |
| 06      | July      | Lymphoid Organs                          | 02                                  |
|         |           | Glands                                   | 01                                  |
|         |           | Glands                                   | 01                                  |
|         |           | Shoulder Joint                           | 02                                  |
|         |           | Wrist Joint                              | 01 Total-30                         |
| 07      | August    | Thorax Introduction                      | 01                                  |
|         |           | Intercostal space                        | 02                                  |
|         |           | Pleura                                   | 01                                  |
|         |           | Revision                                 | 04                                  |
| 08      | September | Pleura                                   | 01                                  |
|         |           | Lungs                                    | 03                                  |

Lecturer

H. O. D.  
Anatomy Dept.



|    |          |  |             |
|----|----------|--|-------------|
|    |          | Mediastinum  | 02          |
|    |          | Revision   | 02          |
| 09 | October  | Pericardium  | 02          |
|    |          | Histology of Lung & Lung                                     | 01          |
|    |          | Heart  | 02          |
| 10 | November | Heart  | 01          |
|    |          | Blood Supply of Heart  | 02          |
| 11 | December | Superior Mediastinum- Superior Venacava                      | 01          |
|    |          | Inferior Venacava  | 01          |
|    |          | Superior Mediastinum- Arch Of Aorta                          | 01          |
|    |          | Posterior Mediastinum-azygous vein & Thoracic Duct           | 02          |
|    |          | Posterior Mediastinum-Oesophagus & Descending Thoracic Aorta | 01          |
|    |          | Posterior Mediastinum-Oesophagus & Descending Thoracic Aorta | 01          |
|    |          | Revision   | 01          |
| 12 | January  | Diaphragm  | 01          |
|    |          | Revision   | 01          |
|    |          | Systemic Embryology- Development of Heart & Lung             | 03          |
|    |          | Systemic Histology- Trachea & Lung                           | 01          |
|    |          | Revision   | 02 Total 40 |
| 13 | February | Introduction Abdomen Pelvis & Perineum                       | 01          |
|    |          | Anterior Abdominal wall                                      | 02          |
|    |          | Peritoneum   | 02          |
|    |          | Stomach  | 02          |
|    |          | Liver  | 01          |
| 14 | March    | Liver  | 01          |
|    |          | Gall Bladder & Extrahepatic Biliary apparatus                | 02          |
|    |          | Spleen   | 01          |
|    |          | Duodenum   | 01          |

  
Lecturer

  
H. O. D.  
Anatomy Dept.

|    |       |   |                  |
|----|-------|---|------------------|
|    |       | Pancreas  | 02               |
|    |       | Jejunum & Ilium, Superior Mesenteric artery           | 01               |
| 15 | April | Jejunum & Ilium, Superior Mesenteric artery           | 01               |
|    |       | Caecum & Appendix                                     | 02               |
|    |       | Large Intestine                                       | 02               |
|    |       | Portal Venous System                                  | 02               |
|    |       | Kidney  | 01               |
| 16 | May   | Kidney  | 01               |
|    |       | Suprarenal Gland                                      | 01               |
|    |       | Abdominal Aorta                                       | 01               |
|    |       | Systemic Histology- Digestive system                  | 01               |
| 17 | June  | Systemic Histology- Digestive system                  | 01               |
|    |       | Systemic Histology- Urinary system & Suprarenal Gland | 02               |
|    |       | Systemic Histology- Male Reproductive system          | 02               |
|    |       | Systemic Histology- Female reproductive system        | 02               |
|    |       | Revision  | 01               |
| 18 | July  | Revision  | 04 Total 40      |
|    |       |   | <b>Total 110</b> |

  
**Lecturer**


  
**H. O. D.**  
**Anatomy Dep..**

Dr Sukumar J. Foundation's  
**Late Mrs. Housabai Homoeopathic Medical college & Hospital, Nimshirgaon**  
 IchalkaranjiphataSangli- Kolhapur Highway, Nimshirgaon Tal-Shirol, Dist- Kolhapur.

**ANATOMY DEPARTMENT**  
**TEACHING PLAN 2022-23**  
**DR. S.J. Magdum**


| Sr. No. | Month       | TOPIC                                  | NO OF LECTURES<br>(Hrs)<br>(2 per week) |
|---------|-------------|--|---|
| 01      | February    | Foundation course                      | --                                      |
| 02      | March       | Definition & Subdivisions of Anatomy   | 01                                      |
|         | 2 lect/week | History of Anatomy                     | 01                                      |
|         |             | Bone                                   | 03                                      |
|         |             | Joint                                  | 02                                      |
|         |             | Revision                               | 02                                      |
| 03      | April       | Introduction Embryology                | 01                                      |
|         |             | Spermatogenesis                        | 01                                      |
|         |             | Oogenesis                              | 01                                      |
|         |             | Fertilization                          | 01                                      |
|         |             | Revision                               | 04                                      |
| 04      | May         | Cleavage & Implantation                | 02                                      |
|         |             | Revision                               | 02                                      |
| 05      | June        | Cleavage Implantation                  | 01                                      |
|         |             | Bilaminar germ disc formation          | 02                                      |
|         |             | Gastrulation- Germ layers & Derivation | 01                                      |
|         |             | Revision                               | 04                                      |
| 06      | July        | Gastrulation- Germ layers & Derivation | 02                                      |
|         |             | Intraembryonic Mesoderm                | 01                                      |
|         |             | Notochord                              | 01                                      |
|         |             | Placenta                               | 01                                      |
|         |             | Folding of Embryo                      | 01                                      |
|         |             | Ossification                           | 01                                      |
|         |             | Revision                               | 01                                      |
| 07      | August      | Intro- CNS                             | 01                                      |
|         | 2 lect/week | Meninges & CSF                         | 01                                      |
|         |             | Dural Venous sinuses                   | 01                                      |
|         |             | Folds of Dura Mater                    | 01                                      |
|         |             | Spinal cord                            | 02                                      |

  
**Lecturer**

  
**H. O. D.**  
**Anatomy Dept.**

|    |           |  |    |
|----|-----------|--|----|
|    |           | Revision   | 02 |
| 8  | September | Medulla Oblongata  | 02 |
|    |           | External Carotid Artery                                      | 02 |
|    |           | Blood Supply of Brain  | 02 |
|    |           | Pons   | 01 |
| 09 | October   | Pons   | 01 |
|    |           | Content of Vertebral Canal                                   | 01 |
|    |           | Temporo Mandibular joint                                     | 01 |
|    |           | Content of Orbit   | 01 |
|    |           | Common & Internal Carotid Artery                             | 01 |
|    |           | Internal Jugular vein  | 01 |
|    |           | Vertebral artery   | 01 |
|    |           | Revision   | 01 |
| 10 | November  | Cerebellum   | 01 |
|    |           | 4 <sup>th</sup> Ventricle                                    | 01 |
|    |           | Systemic Embryology-Development of Brain                     | 02 |
|    |           | Mid Brain  | 01 |
| 11 | December  | Cranial Nerve -Olfactory Nerve                               | 01 |
|    |           | 3 <sup>rd</sup> Ventricle                                    | 01 |
|    |           | Diencephalon-Thalamus & Hypothalamus                         | 02 |
|    |           | Lateral Ventricle  | 01 |
|    |           | Cerebrum – External Features                                 | 02 |
|    |           | Functional areas of Cerebral cortex                          | 01 |
| 12 | January   | Basal Ganglia  | 01 |
|    |           | White Matter of Cerebrum- Corpus callosum & Internal Capsule | 02 |
|    |           | Cranial Nerve  | 05 |
| 13 | February  | Posterior Abdominal wall                                     | 01 |
|    |           | Urinary Bladder  | 2  |
|    |           | Ureter   | 1  |
|    |           | Prostate Gland   | 2  |
|    |           | Ovary  | 1  |
|    |           | Uterus   | 1  |
| 14 | March     | Uterus   | 1  |
|    |           | Fallopian tube   | 1  |
|    |           | Scrotum & Testis   | 2  |
| 16 |           | Vas Deferens   | 01 |
|    |           | Rectum   | 01 |
|    |           | Anal Canal   | 01 |

  
Lecturer

  
H. O. D.  
Anatomy Dept.

|    |       |   |        |
|----|-------|---|--------|
|    |       | Revision  |        |
| 15 | April | Walls of Pelvis including pelvic diaphragm            | 02     |
|    |       | Perineum-Superficial & deep Perinea pouches           | 03     |
|    |       | Ischiorectal fossa                                    | 01     |
|    |       | Revision  | 2      |
| 16 | May   | Revision  | 04     |
| 17 | June  | Systemic embryology- development of digestive system  | 04     |
|    |       | Systemic embryology- development of Urogenital organs | 02     |
|    |       | Arches of foot  | 02     |
| 18 | July  | Revision  | 04     |
|    |       |   | Total- |

  
Lecturer

  
H. O. D.  
Anatomy Dept.



Dr Sukumar J. Foundation's  
Late Mrs. Housabai Homoeopathic Medical college & Hospital, Nimshirgaon  
Ichalkaranjiphatasangli- Kolhapur Highway, Nimshirgaon Tal-Shirol, Dist- Kolhapur.

### ANATOMY DEPARTMENT PRACTICAL TEACHING PLAN 2022-23

| SR.NO. | MONTH    | TOPIC                    | NO OF PRACTICALS<br>(2 Hrs./practical's) |
|--------|----------|--------------------------|--|
| 1      | February | Foundation course        |  |
| 2      | March    | Epithelial tissue        | 04                                       |
|        |          | Connective tissue        | 02                                       |
|        |          | Connective tissue        | 02                                       |
|        |          | Connective tissue        | 02                                       |
|        |          | Muscle tissue            | 02                                       |
|        |          | Nervous tissue           | 02                                       |
|        |          | Skin                     | 02                                       |
|        |          | <b>Bone Introduction</b> | <b>04</b>                                |
| 3      | April    | Lymphoid organ           | 04                                       |
|        |          | Blood Vessels            | 02                                       |
|        |          | Glands                   | 02                                       |
|        |          | Pectoral region          | 02                                       |
|        |          | Axilla                   | 04                                       |
|        |          | Revision                 | 02                                       |
|        |          | <b>Clavicle</b>          | <b>04</b>                                |
| 4      | May      | Back & Shoulder          | 02                                       |
|        |          | Arm & Cubital Fossa      | 04                                       |
|        |          | Revision                 | 02                                       |
|        |          | <b>Clavicle revision</b> | <b>02</b>                                |
| 5      | June     | Front of Forearm & Palm  | 06                                       |
|        |          | Back of Forearm & Dorsum | 06                                       |
|        |          | Revision                 | 04                                       |
|        |          | <b>Scapula</b>           | <b>02</b>                                |
|        |          | <b>Humerus</b>           | <b>02</b>                                |

\$  
Lecturer

H. O. D.  
Anatomy Dept.



|    |           |   |           |
|----|-----------|---|-----------|
| 6  | July      | Bones-Radius  | 04        |
|    |           | Bone Ulna   | 04        |
|    |           | Articulated Hand                                    | 02        |
|    |           | Joint of upper extremity                            | 02        |
|    |           | Surface Marking                                     | 04        |
|    |           | <b>Radiology of upper Extremity</b>                 | <b>04</b> |
| 7  | August    | Introduction  | 02        |
|    |           | Anterior Thoracic wall, Intercostal space & content | 04        |
|    |           | Pleura & Lung                                       | 04        |
|    |           | Revision  | 06        |
|    |           | <b>Sternum</b>                                      | <b>03</b> |
|    |           | <b>Revision</b>                                     | <b>01</b> |
| 8  | September | Content of superior mediastinum & Pericardium       | 04        |
|    |           | Heart External                                      | 02        |
|    |           | Interior of Heart with valves                       | 02        |
|    |           | Content of Posterior Mediastinum                    | 04        |
|    |           | Systemic Histology Trachea & Lung                   | 02        |
|    |           | Radiological Anatomy of Thorax                      | 02        |
|    |           | <b>Ribs</b>   | <b>01</b> |
| 9  | October   | Introduction Head neck Face                         | 02        |
|    |           | Anterior Triangle of Neck                           | 02        |
|    |           | Posterior Triangle of Neck                          | 02        |
|    |           | Submandibular region                                | 02        |
|    |           | Back of Neck  | 02        |
|    |           | Deep dissection of Neck                             | 02        |
|    |           | Mouth Tongue & Pharynx                              | 02        |
|    |           | Nose & Larynx                                       | 02        |
|    |           | <b>Thoracic Vertebra</b>                            | <b>02</b> |
|    |           | <b>Surface Marking- Thorax</b>                      | <b>02</b> |
| 10 | November  | Scalp   | 02        |
|    |           | Face  | 02        |
|    |           | Systemic Histology Thyroid Parathyroid              | 02        |
|    |           | Revision  | 02        |
|    |           | <b>Cervical Vertebrae</b>                           | <b>02</b> |
| 11 | December  | Parotid Region                                      | 02        |
|    |           | Histology of Pituitary                              | 02        |

  
Lecturer

  
H. O. D.  
Anatomy Dept.

|    |          |  |           |
|----|----------|--|-----------|
|    |          | Spinal Cord                                      | 02        |
|    |          | Parts of Brain                                   | 04        |
|    |          | Orbit & eyeball                                  | 02        |
|    |          | Temporal & Infratemporal region                  | 02        |
|    |          | Ventricle  | 02        |
|    |          | <b>Hyoid Bone</b>                                | <b>02</b> |
|    |          | <b>Mandible</b>                                  | <b>02</b> |
| 12 | January  | Cranial Cavity & content of vertebral canal      | 04        |
|    |          | Ear  | 02        |
|    |          | Surface Marking Head, Neck, Face                 | 02        |
|    |          | Temporomandibular joint                          | 02        |
|    |          | Systemic Histology Cerebrum & Cerebellum         | 02        |
|    |          | Skull  | 06        |
|    |          | <b>Radiology of Brain</b>                        | <b>02</b> |
|    |          | <b>Radiological Anatomy of HNF</b>               | <b>02</b> |
| 13 | February | Introduction                                     | 02        |
|    |          | Dissection Front of Thigh                        | 04        |
|    |          | Medial side of Thigh                             | 02        |
|    |          | Gluteal region                                   | 02        |
|    |          | Back of Thigh & Popliteal fossa                  | 02        |
|    |          | Front of Leg & Dorsum of foot                    | 02        |
|    |          | <b>Hip Bone</b>                                  | <b>04</b> |
| 14 | March    | Leg Medial Lateral & Back                        | 04        |
|    |          | Sole of foot                                     | 04        |
|    |          | Joint of Lower extremity                         | 02        |
|    |          | Radiology of Lower extremity                     | 02        |
|    |          | Revision   | 02        |
|    |          | <b>Lumbar Vertebra</b>                           | <b>02</b> |
|    |          | <b>Sacrum &amp; Joint</b>                        | <b>02</b> |
| 15 | April    | Introduction Abdomen Pelvis                      | 02        |
|    |          | Anterior Abdominal wall                          | 02        |
|    |          | External genital of Male                         | 02        |
|    |          | Abdominal Cavity                                 | 02        |
|    |          | Stomach & Spleen                                 | 02        |
|    |          | Small Intestine, Jejunum Ileum & large Intestine | 02        |
|    |          | Duodenum & Pancreas                              | 02        |
|    |          | Liver Gall Bladder & Blood vessel of digestive   | 02        |

  
Lecturer

  
H. O. D.  
Anatomy Dept.

|    |      |   |           |
|----|------|---|-----------|
|    |      | system  |           |
|    |      | <b>Sacrum &amp; Joint</b>   | <b>02</b> |
|    |      | <b>Articulated Pelvis Male &amp; Female</b>                         | <b>02</b> |
| 16 | May  | Kidney Suprarenal Gland   | 02        |
|    |      | Posterior abdominal wall & Diaphragm                                | 02        |
|    |      | Walls of pelvis & pelvic cavity                                     | 02        |
|    |      | Urinary bladder urethra & prostate                                  | 02        |
|    |      | <b>Surface Marking of Abdomen</b>                                   | <b>02</b> |
| 17 | June | Ovary Uterus, Fallopian tube  | 02        |
|    |      | Sigmoid colon Rectum anal canal                                     | 02        |
|    |      | Systemic Histology- Digestive system Basic Structure of GIT         | 02        |
|    |      | Systemic Histology- Digestive system, Liver, Gall Bladder, Pancreas | 02        |
|    |      | Systemic Histology- Urinary System                                  | 02        |
|    |      | Systemic Histology- Male Reproductive System                        | 02        |
|    |      | Systemic Histology- Female Reproductive System                      | 02        |
|    |      | Revision  | 02        |
|    |      | <b>Surface Marking of Abdomen</b>                                   | <b>04</b> |
| 18 | July | Revision  | 04        |
|    |      |   |           |

  
**Lecturer**

  
**H. O. D.**  
**Anatomy Dept.**

Dr Sukumar J. Foundation's  
**Late Mrs. Housabai Homoeopathic Medical college & Hospital, Nimshirgaon**  
 IchalkaranjiphataSangli- Kolhapur Highway, Nimshirgaon Tal-Shirol, Dist- Kolhapur.

**ANATOMY DEPARTMENT**  
**DEMONSTRATIONSPLAN 2022-23**  
**Dr. S. J. Magdum**

| SR NO | MONTH     | TOPIC                     | NO OF DEMONSTRATIONS<br>(2 per week) |
|-------|-----------|---------------------------|--------------------------------------|
| 1     | September | Introduction              | 08                                   |
| 2     | October   | Terminology               | 04                                   |
|       |           | Winter Vacation           | --                                   |
| 3     | November  | Bone Introduction         | 02                                   |
|       |           | Structure of bone         | 02                                   |
|       |           | Classification            | 04                                   |
| 4     | December  | Clavicle                  | 04                                   |
|       |           | Scapula                   | 04                                   |
| 5     | January   | Humerus                   | 03                                   |
|       |           | Radius                    | 03                                   |
|       |           | Ulna                      | 02                                   |
| 6     | February  | Bones of Hand             | 02                                   |
|       |           | Joints of Upper Extremity | 04                                   |
|       |           | Surface marking           | 02                                   |
| 7     | March     | Hip Bone                  | 05                                   |
|       |           | Femur                     | 03                                   |
| 8     | April     | Tibia                     | 02                                   |
|       |           | Fibula                    | 02                                   |
|       |           | Bones of foot             | 02                                   |
|       |           | Surface Marking           | 02                                   |
| 9     | May       | Joint of Lower Extremity  | 04                                   |
|       |           | Summer Vacation           | ---                                  |
| 10    | June      | Vertebrae & Ribs          | 03                                   |
|       |           | Skull Bone & Mandible     | 03                                   |
|       |           | X-Ray & surface marking   | 02                                   |
| 11    | July      | Prelim Exam               | 08                                   |
| 12    | August    | MUHS Exam                 | ----                                 |
|       |           |                           | Total-80 Hrs                         |

  
**Lecturer**

  
**H. O. D.**  
**Anatomy Dept.**